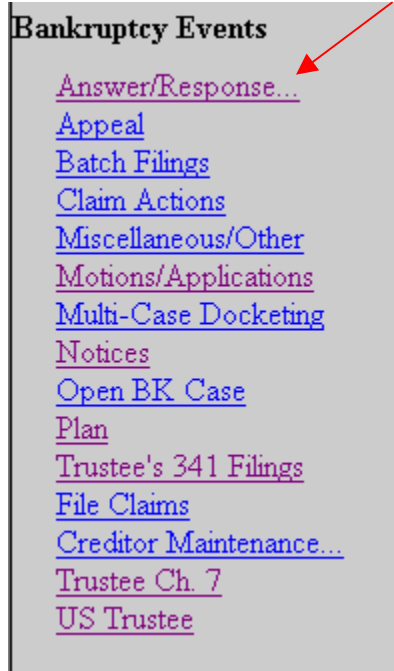


Objection/Response to Motion

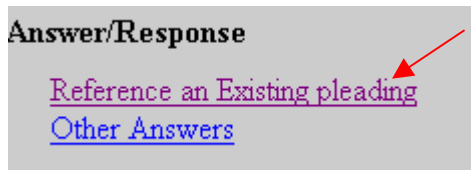
1. Click on **Bankruptcy** on the CM/ECF Main Menu Bar.



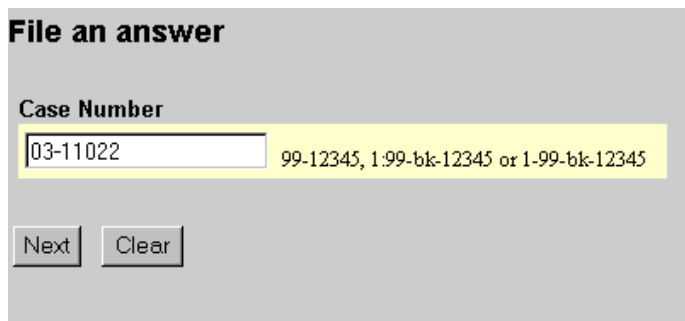
2. Click on **Answer/Response** hyperlink.



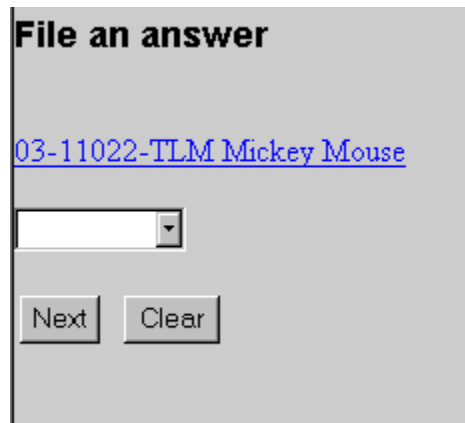
3. Click on **Reference an Existing pleading**.



4. Enter the case number.

A grey rectangular form titled 'File an answer'. It has a section for 'Case Number' with a text input field containing '03-11022'. Below the input field is a yellow background with the text '99-12345, 1:99-bk-12345 or 1:99-bk-12345'. At the bottom are two buttons: 'Next' and 'Clear'.

5. Click on **Next**.
6. The Document Type screen displays.



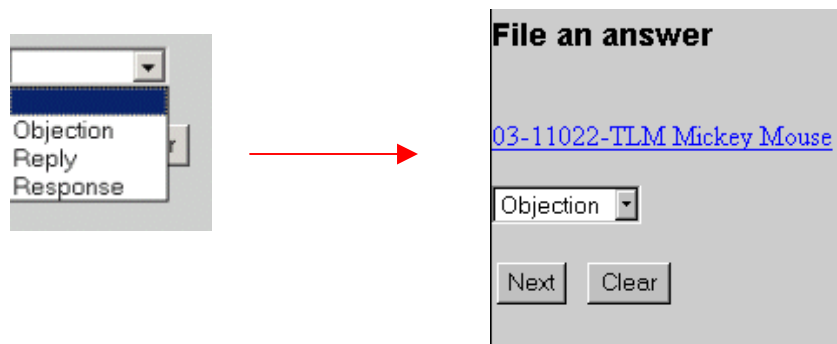
File an answer

[03-11022-TLM Mickey Mouse](#)

[Dropdown Menu]

Next Clear

7. Click on the down arrow and highlight the appropriate title; objection, reply or response.



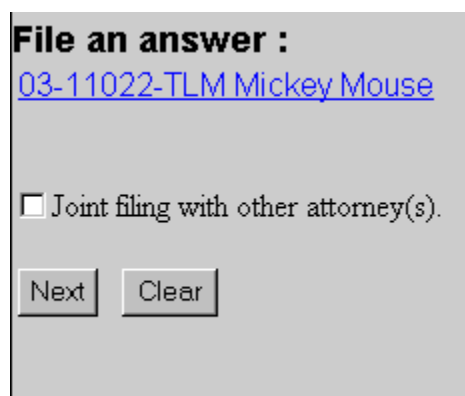
File an answer

[03-11022-TLM Mickey Mouse](#)

Objection [Dropdown Menu]

Next Clear

8. Click on **Next**.
9. If this objection is filed jointly with another attorney, click on the box, and enter the other attorney's name and information. If not, click on **Next**.



File an answer :

[03-11022-TLM Mickey Mouse](#)

Joint filing with other attorney(s).

Next Clear

10. Select the Party that you are filing this Objection on behalf of.

File an answer :
[03-11022-TLM Mickey Mouse](#)

Select the Party:

Bank One, [Creditor]	Add/Create New Party
Bradshaw, Scott W. [Trustee]	
Mouse, Mickey [Debtor]	
Office of the United States Trustee, [U.S. Trustee]	

11. Click on **Next**.
12. Check which associations should be created for this case.

File an answer :
[03-11022-TLM Mickey Mouse](#)

The following attorney/party associations do not exist for this case.
Please check which associations should be created for this case:

Bradshaw, Scott(tr:tr) represented by Bradshaw, Scott (aty)

13. Click on **Next**.
14. Select the PDF document by clicking on the **Browse** button.

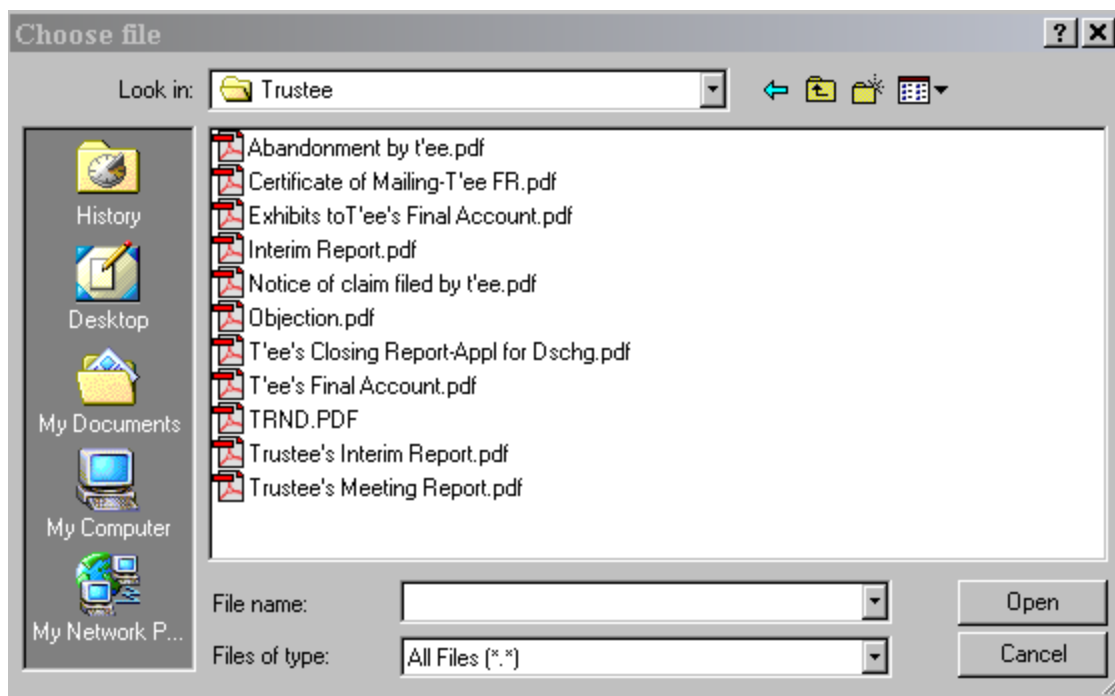
File an answer :
[03-11022-TLM Mickey Mouse](#)

Select the **pdf** document (for example: C:\199cv501-21.pdf).

Filename

Attachments to Document: No Yes

15. Navigate to the appropriate drive and folder.



16. Right click on the appropriate document.

17. Left click on **Open**.

18. View the document to ensure this is the proper pleading.

19. Close the document and minimize Acrobat.

20. With the appropriate document highlighted, click the **Open** button in the “Choose File” window.

File an answer :
[03-11022-TLM Mickey Mouse](#)

Select the **pdf** document (for example: C:\199cv501-21.pdf).

Filename
F:\Intracourt\CMECF\Test Pleadings\T

Attachments to Document: No Yes

21. With the file name in the browse box, click on the **Next** button.

22. Select the appropriate event(s) to which your Objection relates.

File an answer :
[03-11022-TLM Mickey Mouse](#)

Select the appropriate event(s) to which your event relates:

09/23/2003 [3](#) Motion for Relief from Stay and Certificate of Service. Fee Amount \$75, Notice of Opportunity for Hearing: Written Response or Objection due by 10/07/2003. If no response or objection is timely filed, the Court, may grant the requested relief without hearing or further notice. Filed by J. Scott McWilliams on behalf of Bank One. (Bradley, Gina)

23. Click on **Next**.

24. Docket Text Screen displays. Review the docket entry and add any additional text.

File an answer :
[03-11022-TLM Mickey Mouse](#)

Docket Text: Modify as Appropriate.

Objection to [3] Motion for Relief From Stay, Filed by Scott W. Bradshaw on behalf of Scott W. Bradshaw . (Bradshaw, Scott)

25. Click on **Next**.

26. The Final Text Screen displays. You will have no further opportunity to modify this submission if you continue. If there are no modifications to be made to the docket text, click on the **Next** button. If you need to modify the docket text, click on the **Back** button to the appropriate screen and make corrections. Remember, once you change a screen, you must complete all screens after that point again.

File an answer :
[03-11022-TLM Mickey Mouse](#)

Docket Text: Final Text

Objection to [3] Motion for Relief From Stay, Filed by Scott W. Bradshaw on behalf of Scott W. Bradshaw. (Bradshaw, Scott)

Attention!! Submitting this screen commits this transaction. You will have no further opportunity to modify this submission if you continue.

27. The **Notice of Electronic Filing** will appear.

- The Notice of Electronic Filing screen display is the verification that the filing has been sent electronically to the court's database.
- Clicking on the case number hyperlink will display the docket report for this case. Click on **Run Report** to view the docket sheet.
- Clicking on the document number hyperlink will display the PDF image of the document just filed.

File an answer :

[03-11022-TLM Mickey Mouse](#)

U.S. Bankruptcy Court [TRAIN]

Northern District of Oklahoma

Notice of Electronic Filing

The following transaction was received from Bradshaw, Scott W. entered on 10/10/2003 at 7:28 PM CDT and filed on 10/10/2003

Case Name: Mickey Mouse

Case Number: [03-11022-TLM](#)

Document Number: [8](#)

Docket Text:

Objection to [3] Motion for Relief From Stay, Filed by Scott W. Bradshaw on behalf of Scott W. Bradshaw. (Bradshaw, Scott)

The following document(s) are associated with this transaction:

Document description:Main Document

Original filename:F:\Intracourt\CMECF\Test Pleadings\Trustee\Objection.pdf

Electronic document Stamp:

[STAMP bkecfStamp_ID=1052166465 [Date=10/10/2003] [FileNumber=15101-0]
[6d092416adc2b7cff810d797227013f2031f88a77ac60a24833580c92665ba125408
f81694bf275980258421691bb314ce6ee5e64f0bc992cb7048ddba06cd1d]]

03-11022-TLM Notice will be electronically mailed to:

03-11022-TLM Notice will not be electronically mailed to: